



SERVICE LETTER

No. 539

Piper Aircraft Corporation

Lock Haven, Pennsylvania, U.S.A.

February 18, 1970

Subject: Fuel Selector Valve Control Handle Replacement

Models Affected: PA-30 Twin Comanche

Serial Numbers Affected: 30-1 to 30-2000 incl.

Compliance Time: Prior to but not later than the next 100 hours of operation.

Purpose: To provide fuel selector valve control handles with a positive alignment to the fuel selector control valve shaft (please refer to sketch attached to this letter for general information).

Instructions: Contained in Fuel Selector Valve Control Handle Replacement Kits, part numbers 760 356 or 760 357 (see Material Required, below).

Material Required: PA-30, Serial Nos. 30-1 to 30-826 incl.; Fuel Selector Valve Control Handle Replacement Kit No. 760 356.
PA-30, Serial Nos. 30-827 to 30-2000 incl.; Fuel Selector Valve Control Handle Replacement Kit No. 760 357.

Availability of Parts: Piper Dealer.

Material Allowance: PA-30, Serial Nos. 30-1 to 30-826 incl.; Fuel Selector Valve Control Handle Replacement Kit No. 760 356 (one each per aircraft).
PA-30, Serial Nos. 30-827 to 30-2000 incl.; Fuel Selector Valve Control Handle Replacement Kit No. 760 357 (one each per aircraft); comply with Service Publication Compliance/Credit Request procedures.

Labor Allowance: Not applicable.

Material Allowance Termination Date: November 30, 1970.

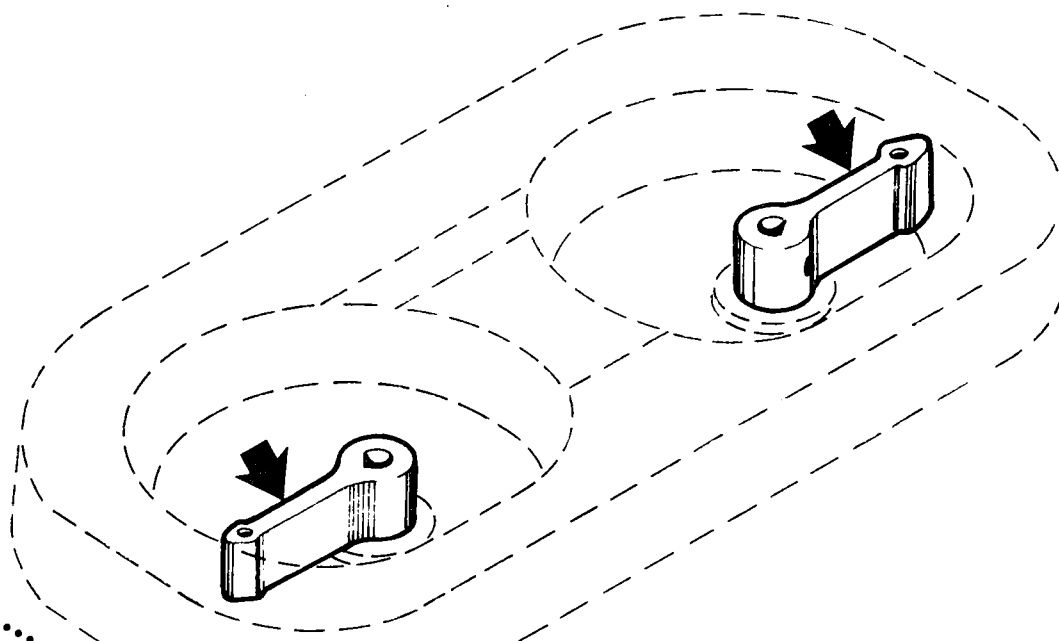
(over)

Disposition of Parts in Stock:

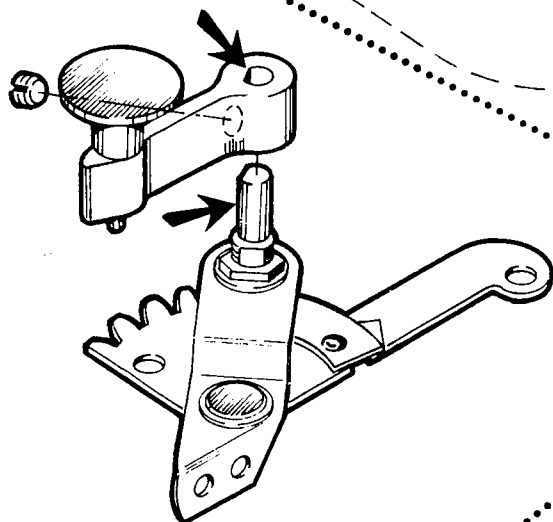
<u>Part Number</u>	<u>Nomenclature</u>	<u>Disposition</u>
24145-00	Handle-Fuel Selector Valve Control	Code C
25264-00	Handle-Fuel Selector Valve Control	Code C
25262-00	Knob-Fuel Selector Valve Handle	Code C
25263-00	Pin-Fuel Selector Valve Handle Attachment	Code C
83302-64	Spring-Fuel Selector Knob	Code C

Disposition of Replaced Parts:

<u>Part Number</u>	<u>Nomenclature</u>	<u>Qty. per aircraft</u>	<u>Disposition</u>
24145-00	Handle-Fuel Selector Valve Control (S/N's 30-1 to 30-826 incl.)	2	Code C
25264-00	Handle-Fuel Selector Valve Control (S/N's 30-827 to 30-2000 incl.)	2	Code C
25262-00	Knob-Fuel Selector Valve Handle (S/N's 30-827 to 30-2000 incl.)	2	Code C
25263-00	Pin-Fuel Selector Valve Handle Attachment (S/N's 30-827 to 30-2000 incl.)	2	Code C
83302-64	Spring-Fuel Selector Knob (S/N's 30-827 to 30-2000 incl.)	2	Code C
419 964	Screw-Set, Selector Valve Handle	2	Code C

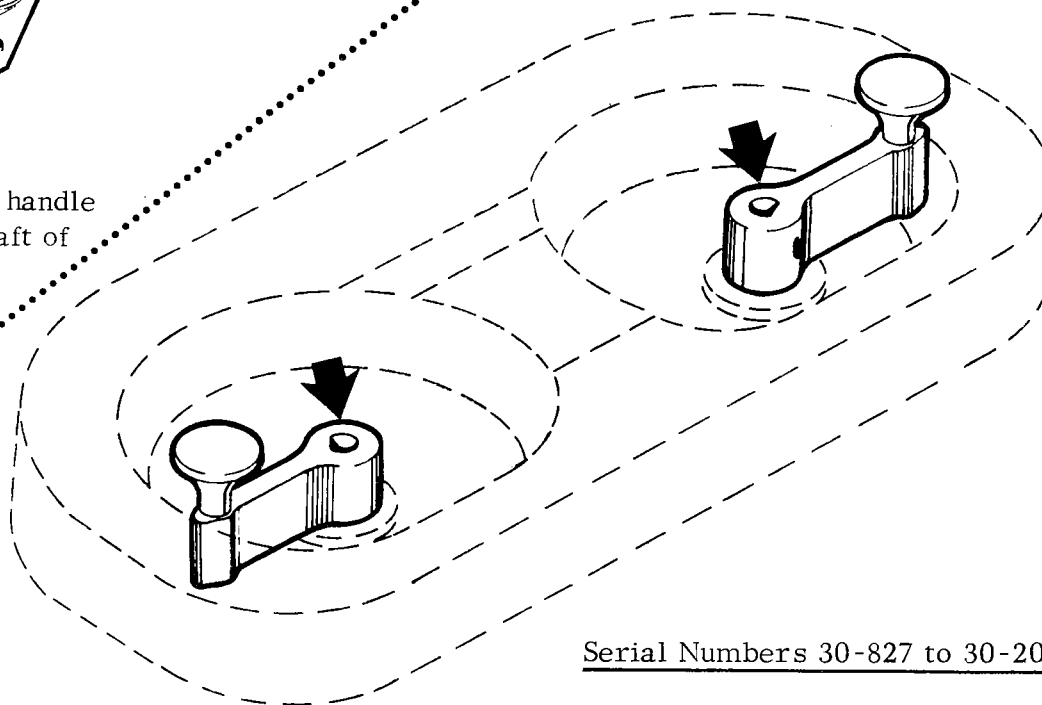


Serial Numbers 30-1 to 30-826 inclusive



NOTE

"D" shaped hole in handle
to match flat on shaft of
control assembly.



Serial Numbers 30-827 to 30-2000 inclusive

Service Letter No.539



RECEIVED **Piper Aircraft Corporation**

SEP 21 1970

Lock Haven, Pennsylvania, U.S.A. 17745
TELEX 841412 AREA CODE 717 748-6711

CUSTOMER SERVICE

September 8, 1970

NOTE TO DISTRIBUTORS

SUBJECT: Addendum No. 1 Service Letter No. 539, Dated September 8, 1970

Gentlemen:

Please be advised that the price structure of the material specified on the subject Service Publication is as follows:

Kit/Part No.	Suggested Unit List Price
64076-13	\$.88

The above price information is current as of the subject Service Publication date, and is subject to subsequent revision.

This information is submitted only with Distributor advance copies of the subject publication, and is primarily intended for use by Piper Distributors.

RECEIVED VPP

SEP 24 1970

CUSTOMER SERVICE

Addendum No. 1
Service Letter No. 539
September 8, 1970

Subject: Fuel Selector Valve Control Guard Link Bushing Replacement

Models Affected: PA-30 Twin Comanche

Serial Numbers Affected: 30-1 to 30-826 incl. (which have had Fuel Selector Valve Control Handle Replacement Kit No. 760 356 installed per Service Letter No. 539)

Compliance Time: Prior to but not later than the next 25 hours of operation.

Purpose: To insure a more positive alignment of the fuel selector valve control handle and the fuel selector valve control guard link (part number 24149-00).

Instructions: Install one (1) each fuel selector valve control guard link bushing part number 64076-13 per the sketch/instructions contained on the reverse side of this addendum on the above referenced PA-30 aircraft which have had Fuel Selector Valve Control Handle Replacement Kit No. 760 356 installed per Piper Service Letter No. 539.

Material Required: One (1) each bushing part number 64076-13.

Availability of Parts: Piper Dealer.

Material Allowance: One (1) each bushing part number 64076-13; comply with Service Publication Compliance/Credit Request procedure.

Labor Allowance: Not applicable.

Disposition of Parts in Stock: Not applicable.

Disposition of Replaced Parts:

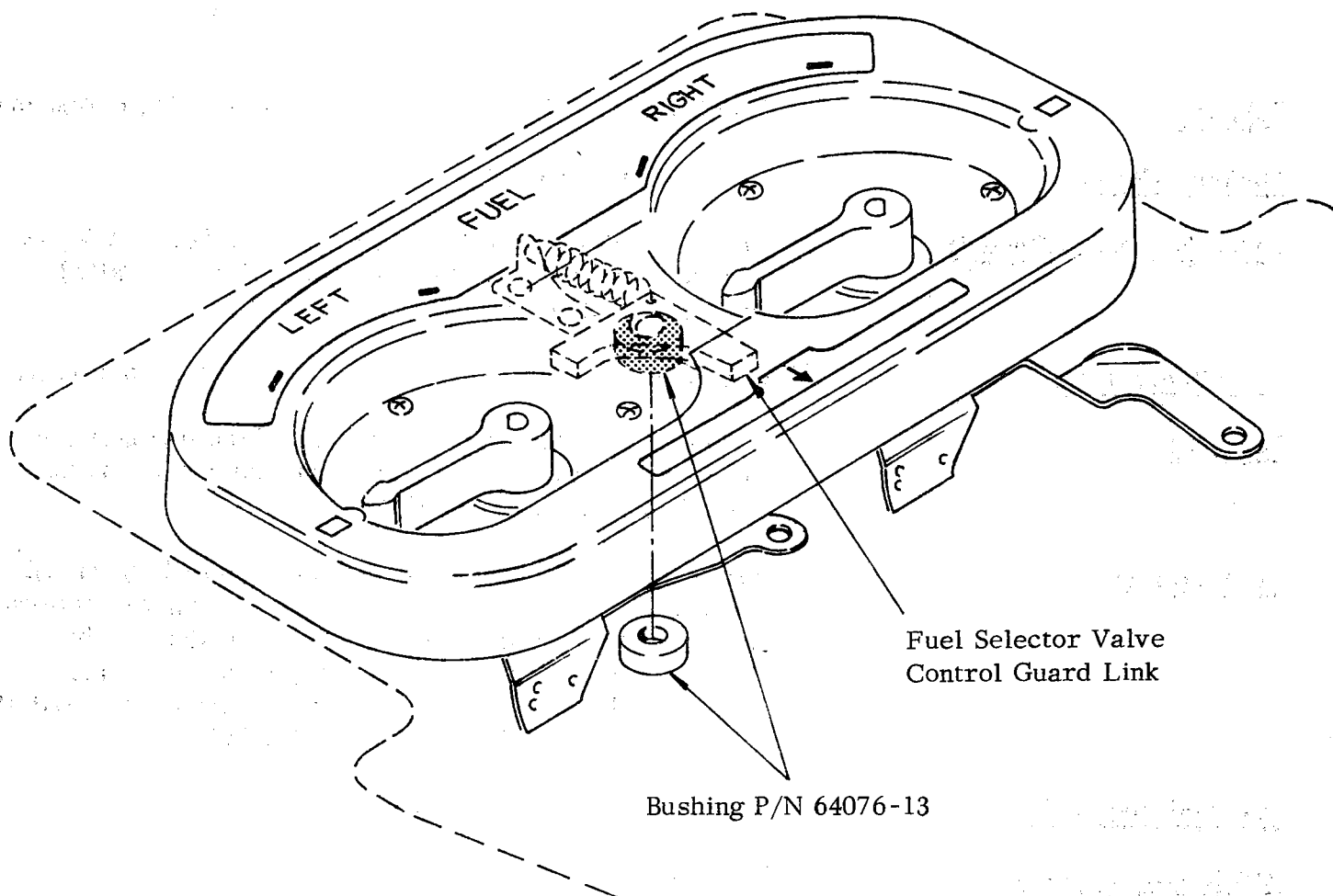
<u>Part Number</u>	<u>Nomenclature</u>	<u>Qty. (per aircraft)</u>	<u>Code</u>
64076-11	Bushing	One Each	C

NOTE

Fuel Selector Valve Control Handle Replacement Kit No. 760 356 released from the Customer Service Sales Division after August 17, 1970 are revised to include the above referenced bushing, part number 64076-13.

This addendum is to be attached to and become a permanent part of Service Letter No. 539.

(over)



● INSTRUCTIONS

Remove fuel selector valve control handles and fuel selector valve protector plate. Remove the fuel selector valve control guard link and the bushing which is located underneath the link. Reinstall the guard link using the new bushing P/N 64076-13. Reinstall the fuel selector valve protector plate and check for sufficient clearance between the guard link and protector plate. If necessary, rework protector plate to remove any interference. Reinstall the fuel selector valve handles.

NOTE

It will be necessary to replace the self-locking set screw with a new set screw (Part No. 419 964) each time the handle is disassembled from the shaft.

Ascertain that the handles are seated securely down against the shoulder of the control shaft. Tighten set screw securely against the flat portion of the control assembly shaft to ensure tight attachment.